




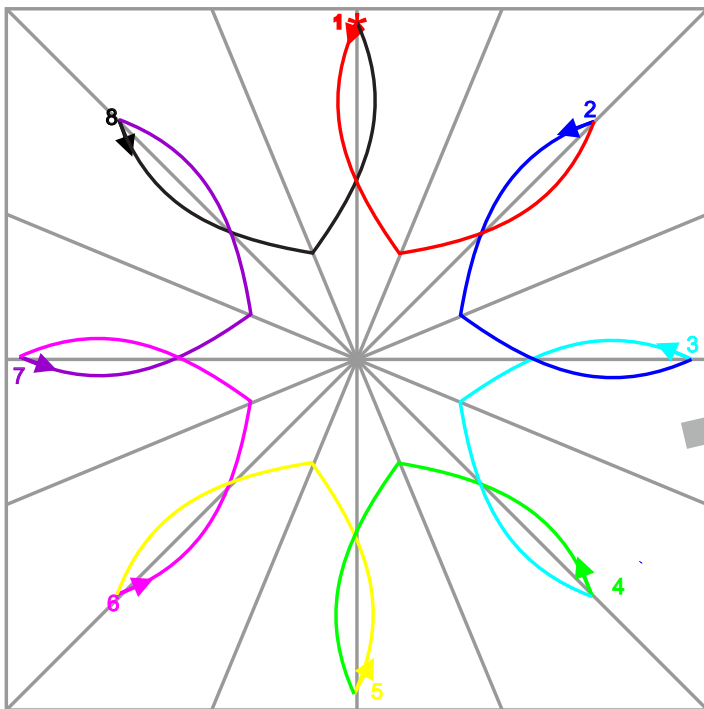
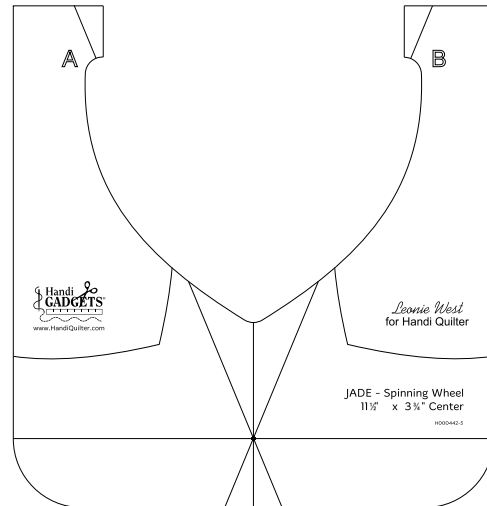
# JADE - Spinning Wheel 2 11 1/2" with 3 3/4" Center

## DESIGN IDEAS

RULER AND DESIGNS NOT TO SCALE

**JADE** - The shape of the Jade Template Range comes from the leaves of the Jade plant. All Templates in the Jade Series work well together and compliment each other.


The Jade Spinning Wheel 2 allows you to quilt intricate, layered designs with simple rotations.




Watch the video tutorial at [HandiQuilter.com/ruler-of-the-month/](http://HandiQuilter.com/ruler-of-the-month/)

©2019 Handi Quilter • [www.HandiQuilter.com](http://www.HandiQuilter.com) • 1-877-MY-QUILT

*Lionie West*  
for Handi Quilter



16 Rotations



32 Rotations

Watch the video tutorial at [HandiQuilter.com/ruler-of-the-month/](http://HandiQuilter.com/ruler-of-the-month/)

©2019 Handi Quilter • [www.HandiQuilter.com](http://www.HandiQuilter.com) • 1-877-MY-QUILT

*Bonnie West*  
for Handi Quilter